

INTRODUCTION


Metravi 4673 mini digital clamp meter features high reliability, safety, precision and compact design. Its resolution ratio is 1mA. AC/DC Current has maximum range of 100A AC/DC; particular VFC start mode. Entering this mode can accurately measure voltage and current which has VFC frequency conversion. Voltage or current response display is T-RMS. Whole range overload protection, reliable measurement accuracy and unique design makes it an outstanding new generation electrician/electric power measurement instrument.

SAFETY GUIDELINES

This Meter complies with EN 61010-1, 61010-2-032, 61010-2-033, Pollution Degree 2, Measurement Category : (CAT II 600V, CAT II 300V) and Double Insulation standards.

Conform to UL STD. 61010-1, 61010-2-032, 61010-2-033 Certified to CSA STD. C22.2 NO. 61010-1 IEC STD 61010-2-032, 61010-2-033

GENERAL SPECIFICATION

- Maximum faulty operation protection voltage between input terminal and earthing is 600V.
- Maximum overload protection for clamp head terminal : 100A
- Maximum display : 2000 Counts, update 2~3 times per second.
 - Over range displays "OL"
 - Diode : Approx. 3.2V
 - Range : Automatic (exclusive of electricity gear)
 - Polarity : Automatic
 - Work Temperature : 0°C ~ 40°C
 - Relative Humidity : 0°C ~ 30°C : 75%, 30°C ~ 40°C : 50%
 - Storage Temperature : -10°C ~ 50°C
- Electromagnetic Compatibility :
 - In 1V/m radio frequency field : over all frequency=designated precision +5%, radio frequency field anpve 1V/m has no designated index.
- Work Altitude : 0 ~ 2000m
- Build-in Battery : AAA 1.5Vx2 pieces
- Low Battery : LCD displays "  "
- Dimensions : approx. approx. (175x60x33.5)mm, maximum clamp head size is 17mm.
- Weight : approx. 170g (including battery)



TECHNICAL SPECIFICATION

Accuracy : ±(a% reading + b word count), warranty perod is 1 year.

Environment temperature : 23°C ±5°C (73.4°F ±9°F) relative humidity:≤75%

DC Voltage

Range	Resolution	Accuracy
200.0mV	0.1mV	± (0.7% +5)
2.000V	1mV	± (0.7% + 3)
20.00V	10mV	
200.0V	100mV	
600V	1V	

⚠ Input resistance is about 10MΩ.

⚠ Maximum input voltage : ±600V

Resistance

Range	Resolution	Accuracy
200.0 Ω*	0.1 Ω	± (1.0% +2)
2.000 kΩ	1 Ω	
20.00 kΩ	10 Ω	
200.0 kΩ	100 Ω	± (1.2% +3)
2.000 MΩ	1 kΩ	
20.00 MΩ	10 kΩ	

Open-circuit voltage is about 1V

Overload protection : 600V-RMS

AC Voltage (T-RMS)



Range	Resolution	Accuracy
2.000V	1mV	± (1.0% +3)
20.00V	10mV	
200.0V	100mV	± (1.0% +3) V.F.C. mode : ± (4.0% +3)
600.0V	1V	± (1.2% +3) V.F.C. mode : ± (4.0% +3)

⚠ Input resistance:10 MΩ in average.

⚠ Maximum input voltage : 600Vrms

- Show true virtual value. Frequency response : 45 ~ 400Hz
- Accuracy guarantee range : 5 ~ 100% range, short circuit allows <10 residue readings.

Continuity & Diode

Range	Resolution	Accuracy
	0.1 Ω	Resistance value for circuit disconnet : ≥150 Ω buzzer makes no sound; Resistance value for circuit disconnet : ≥10 Ω buzzer beeps continuously.
	1mV	Open circuit voltage is 3.2V; normal voltage for silicon PN junction is 0.5~0.8V.

 Overload protection : 600V-RMS


Capacitance

Range	Resolution	Accuracy
2nf	1pF	± (4% +10)
20.00nF ~200.0μF	10pF~100nF	± (4% +5)
2.000mF ~20.00mF	1μF~10μF	±10%

 Overload protection : 600V-RMS


DC Ampere

Range	Resolution	Accuracy
2.000A	1mA	±(2%+8)
20.00A	10mA	±(2%+3)
100.0A	100mA	±(2%+3)

 Overload protection : 100A

AC Ampere (T-RMS)

Range	Resolution	Accuracy
2.000A	1mA	±(3%+10) V.F.C mode : ± (4.0% +10)
20.00A	10mA	±(2.5%+8) V.F.C mode : ± (4.0% +10)
100.0A	100mA	±(2.5%+5) V.F.C mode : ± (4.0% +10)

 Overload protection : 100A

- Accuracy warranty coverage : 5~100% range, 2A open circuit allows <20 residue readings.
- Displays are true valid value. Frequency response: 50 ~ 60Hz.
- Non-sinusoidal wave counts add error by crest factor :